



Welcome to Third Grade Math!

Mrs. Kristen Southmayd
Room 114

Mrs. Southmayd's Background

- Graduated from Penn State with a B.S. in Elementary Education (K-6).
- Currently working towards Master's Degree in Curriculum, Instruction, and Assessment.
- Previously taught 3rd & 5th grade in northern Virginia and New Jersey.
- Taught 3rd grade at VFE & Devon.

About Our Classroom

- 26 students
- 18 boys & 8 girls

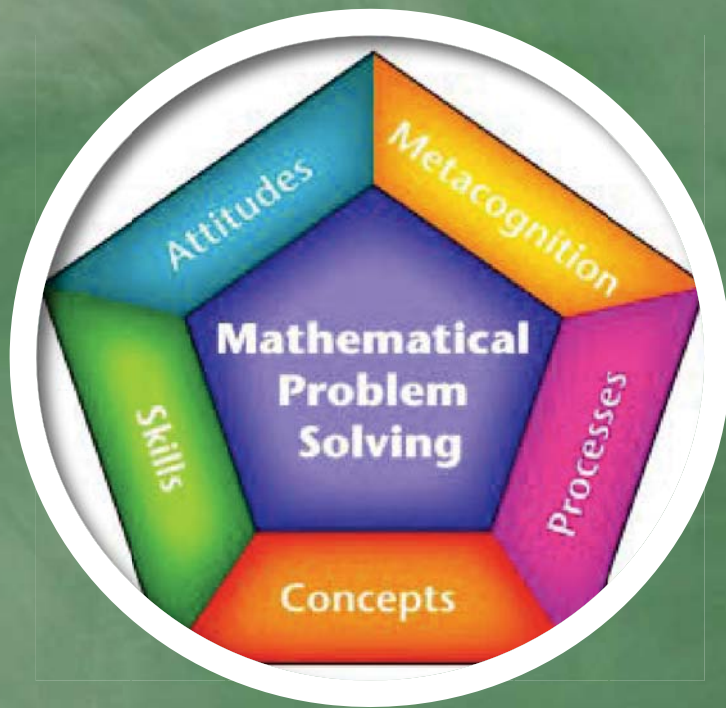


Grouping



- Our class is working from an above level math curriculum – use 3rd and 4th grade resources.
- Placement is based on 2nd grade teacher recommendations, spring assessments, fall assessments and ERBs.
- Daily opportunities for enrichment or extra practice and extra support.

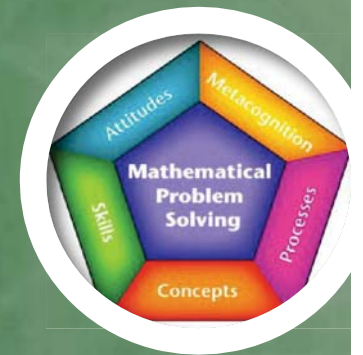
What to expect in Third Grade Math?



- ❖ Emphasis on Problem Solving and Fluency
- ❖ Skills and concepts taught in depth
- ❖ Concrete to visual to abstract concept development
- ❖ Aligned to Pennsylvania Standards

In grade three, children learn to:


- ❖ Work with numbers up to 10,000 or 100,000
- ❖ Represent and solve problems involving all four operations
- ❖ Explore and develop an understanding of fractions as numbers including equivalence
- ❖ Use place value understanding and properties of operations to perform multi-digit operations
- ❖ Add and subtract fractions
- ❖ Identify and explain patterns in arithmetic
- ❖ Measure and estimate using both metric and customary measures
- ❖ Estimate and use mental math
- ❖ Work with time, temperature and money
- ❖ Find perimeter and area of given figures
- ❖ Represent and interpret data
- ❖ Identify and classify geometric shapes
- ❖ Identify missing numbers or symbols in an equation




Typical Day in 3rd Grade Math

1. Homework check/ Warm-up
2. Whole group instruction
2. Independent Practice
3. Stations
 - Teacher station
 - Game station
 - Math facts station
4. Wrap Up





Other Info.



❖ Homework


- ❖ Appx. 20 minutes per night (Mon.-Thurs.)
- ❖ Review of content already covered in the chapter/previous chapters.

❖ Chapter Tests


- ❖ Multiple choice, fill in the blank, and open ended questions
- ❖ Test notices sent home a few days prior
- ❖ Please sign tests and return promptly

What to do at Home?






Pumpkin Pie Pudding




Directions for Pumpkin Pie Pudding


3 1/2 cups milk




1 cup canned




(2) 3.5oz boxes




1 tsp pumpkin pie spice




large bowl




spoon







stir








boils







1 Stir milk and instant pudding until smooth



2 Stir in pumpkin puree and pumpkin pie spice until smooth



3 Eat or chill in the refrigerator and eat



Thank You Very Much for Being Here Tonight!
The Key to Success



is **TEAMWORK!**

Please never hesitate to contact me when you have a
question or concern

Mrs. Kristen Southmayd
southmaydk@tesd.net
Voicemail: 610-240-2537